


DPI

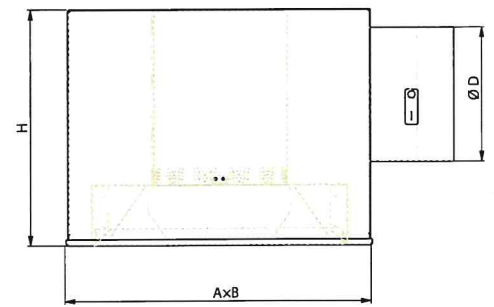


Characteristics Multidirectional high induction diffuser with perforated plate and high induction and flow diverter.

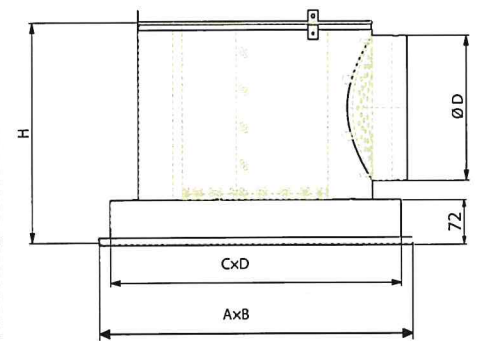
Material Perforated plate made from RAL 9010 white painted steel. Deflectors and plenum painted black RAL 9005.

Fixing Mounting with panel of modular ceiling.

DPI-LX-Z



DPI-L-Z



Description:

- **DPI-L-Z:**
Standard diffuser with horizontal connection for supply-air (-Z) or exhaust-air (-A)
- **DPI-S-Z:**
Standard diffuser with vertical connection for supply-air (-Z) or exhaust-air (-A)
- **DPI-LO-A:**
Standard diffuser with horizontal connection and without the frontplate for exhaust-air (-A) or supply-air (-Z)
- **DPI-SO-A:**
Standard diffuser with vertical connection and without the frontplate for exhaust-air (-A) or supply-air (-Z)
- **DPI-LX-Z:**
Covered diffuser with galvanized plenum for visible mounting with horizontal connection for supply-air (-Z) or exhaust-air (-A)
- **DPI-SX-Z:**
Covered diffuser with galvanized plenum for visible mounting with vertical connection for supply-air (-Z) or exhaust-air (-A)

SUPPLY

DPI-L-Z DPI-S-Z	Front plate AxB	Plenum CxD	H	Ø D	V
	mm	mm	mm	mm	m3/h
100	250x250	186x186	220	98	80-185
125	300x300	236x236	245	123	110-280
160	365x365	306x306	280	158	230-520
200	445x445	381x381	320	198	320-720
250	540x540	476x476	370	248	440-990
315	650x650	592x592	435	313	620-1380

RETURN

DPI-L-A DPI-S-A	Front plate AxB	Plenum CxD	H	Ø D	V
	mm	mm	mm	mm	m3/h
100	250x250	186x186	220	98	80-185
125	300x300	236x236	245	123	110-280
160	365x365	306x306	280	158	230-520
200	445x445	381x381	320	198	320-720
250	540x540	476x476	370	248	440-990
315	650x650	592x592	435	313	620-1380

SUPPLY

DPI-LO-Z DPI-SO-Z	Plenum CxD	H	Ø D	V
	mm	mm	mm	m3/h
100	186x186	220	98	80-185
125	236x236	245	123	110-280
160	306x306	280	158	230-520
200	381x381	320	198	320-720
250	476x476	370	248	440-990
315	592x592	435	313	620-1380

RETURN

DPI-LO-A DPI-SO-A	Plenum CxD	H	Ø D	V
	mm	mm	mm	m3/h
100	186x186	220	98	80-185
125	236x236	245	123	110-280
160	306x306	280	158	230-520
200	381x381	320	198	320-720
250	476x476	370	248	440-990
315	592x592	435	313	620-1380

SUPPLY

DPI-LX-Z DPI-SX-Z	Front plate AxB	Plenum CxD	H	Ø D	V
	mm	mm	mm	mm	m3/h
100	250x250	186x186	220	98	80-185
125	300x300	236x236	245	123	110-280
160	365x365	306x306	280	158	230-520
200	445x445	381x381	320	198	320-720
250	540x540	476x476	370	248	440-990
315	650x650	592x592	435	313	620-1380

RETURN

DPI-LX-A DPI-SX-A	Front plate AxB	Plenum CxD	H	Ø D	V
	mm	mm	mm	mm	m3/h
100	250x250	186x186	220	98	80-185
125	300x300	236x236	245	123	110-280
160	365x365	306x306	280	158	230-520
200	445x445	381x381	320	198	320-720
250	540x540	476x476	370	248	440-990
315	650x650	592x592	435	313	620-1380

Construction changes reserved